



The Ultimate in Veterinary Specific X-Ray Technology

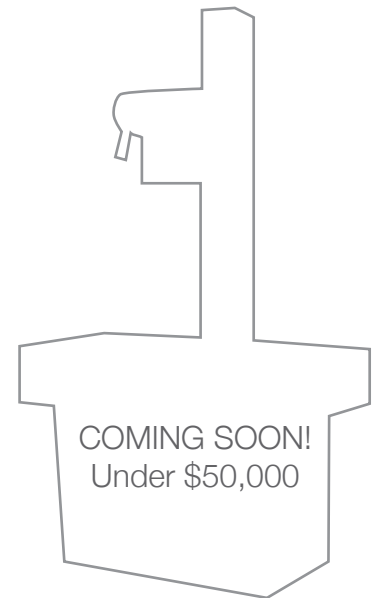
**SINGLE TOUCH**  
monitor system



**Digital Vet DX-6**  
14 x 17 - 2.8 LP/mm



**Digital Vet DX-9**  
17 x 17 - 3.4 LP/mm



COMING SOON!  
Under \$50,000

**Basic Digital Vet**  
14 x 17 - 2.8 LP/mm

**Digital Vet DX-16**  
17 x 17 - 4.2 LP/mm

## Digital or Film

Your Full Range of Veterinary Specific X-Ray Equipment - Film, Digital, & Large Animal



Standard Vet



Fluoro Vet



Premium Vet

# SINGLE TOUCH

monitor system

## The ONLY Single Monitor System in Digital Veterinary X-Ray

### Simply

- pick the species
- pick the body part
- pick view (Lateral, DV or VD)
- enter body part thickness

### Benefits of the SINGLE TOUCH Monitor System:

SINGLE TOUCH Monitor is the only monitor that needs to be in the x-ray room.

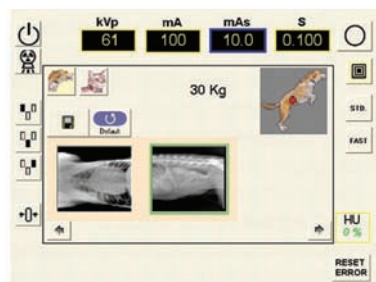
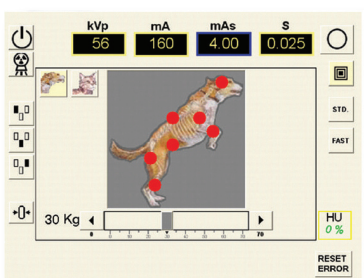
The computer system and High Resolution monitor can be up to 75 ft. away.

It allows you to stay table side with the animal, improving patient safety and convenience.

Use the preset technique or override the preset and manually modify your own technique.

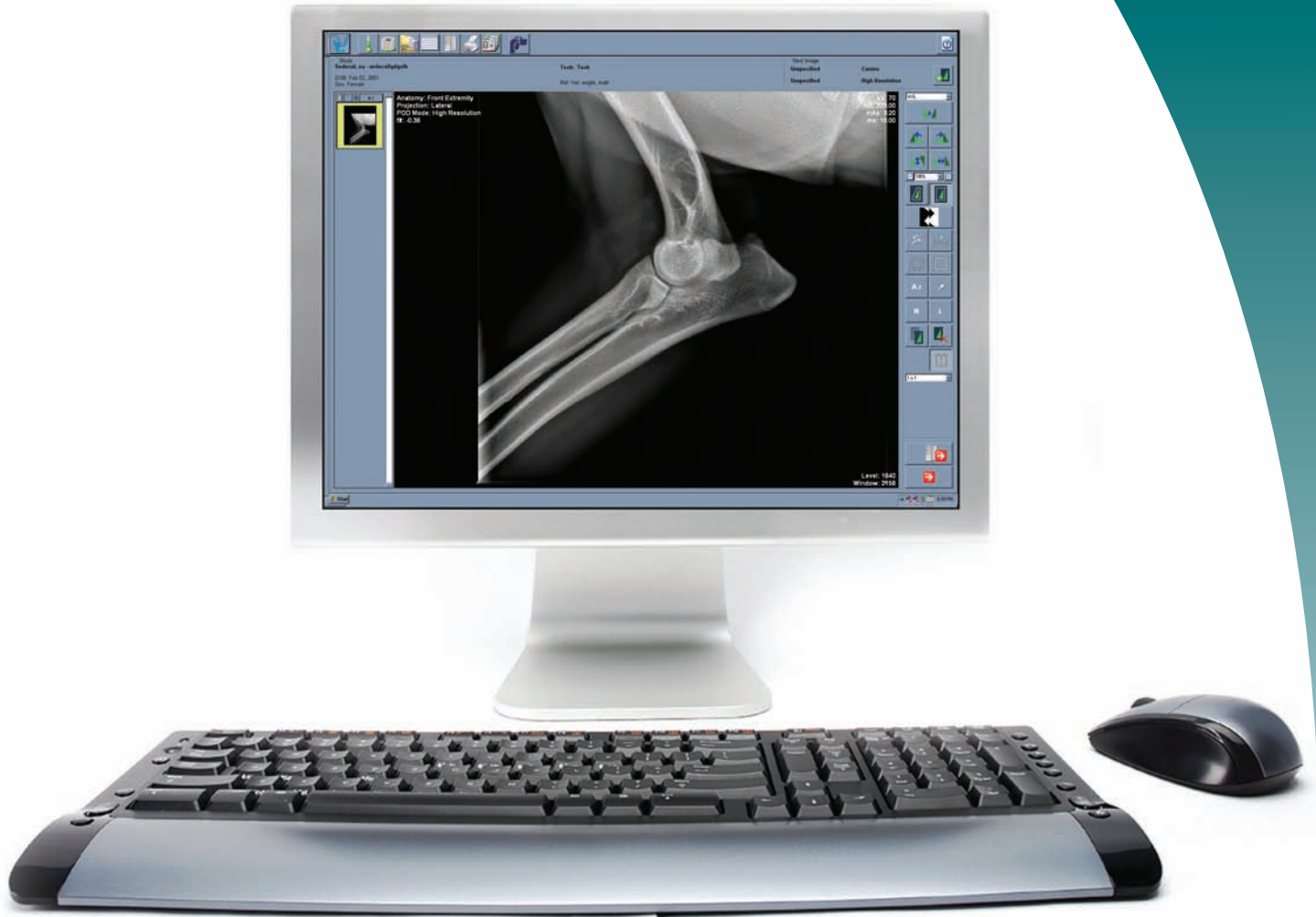
All from the SINGLE TOUCH Monitor.

View a live demo at: [www.vetray.com/digital/singletouch.php](http://www.vetray.com/digital/singletouch.php)



SEDECAL USA Inc  
2920 Arlington Heights Road  
Arlington Heights, Illinois 60004

# Simple to use software, Powerful Results.



## Sirius Software

available with Digital DX-9 & Digital DX-16

Easy to use, graphical interface

Multiple tools including, Rotating, Cropping,  
Zooming, Panning, Annotating & Window Leveling

Thumbnail Views of Patient Images for easy access

Image side-by-side comparison

DICOM Transfer, CD Writing and Emailing of Images

## Maxxvue Software

available with Digital DX-6 & Digital DX-6 HR

Easy to use, graphical interface

Multiple tools including, Rotating, Cropping,  
Zooming, Panning, Annotating & Window Leveling

Thumbnail Views of Patient Images for easy access

Image side-by-side comparison

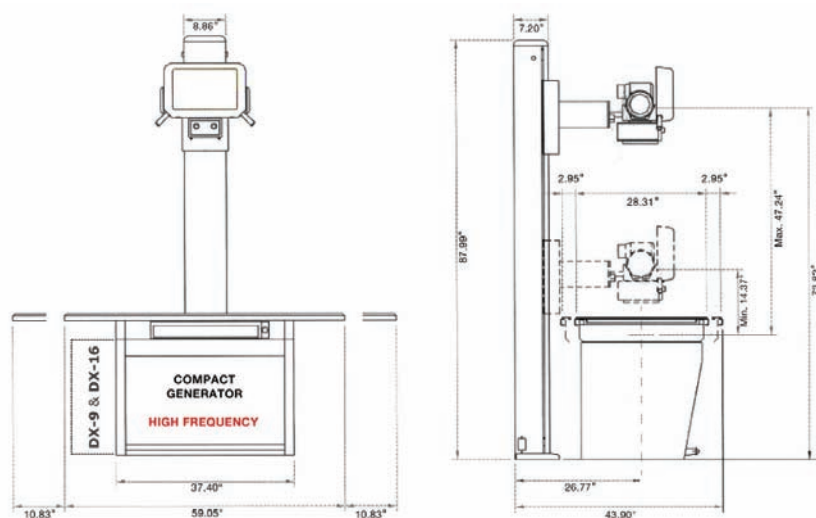
DICOM Transfer & CD Writing of Images

## Sedecal "Standard" Features

- High Frequency Generators
- Anatomical Programming (Built in Technique Chart)
- Four-way float top table
- Hands free collimator light control
- Rotor Break on X-ray tube
- Electrical Options
  - Single Phase 208-240 VAC / 100 AMP
  - Three Phase 208 VAC / 70 AMP
  - Battery 100 VAC / 20AMP
- Heaviest Construction Available
- Digital Ready Technology on all Film systems
- 5 year warranty on X-Ray System
- Ask for warranty details on Digital components.

## Digital Vet DX – "Single Touch" monitor system

	<i>Digital Vet DX-6 Digital Vet DX-6 HR (Std Vet, Premium Vet)</i>	<i>Digital Vet DX-9 Digital Vet DX-16</i>
Constant Potential Power Ratings	32kW	40kW
kVp RANGE in 1 kVp step increments	40 - 125	40 - 125
mA STATIONS	10, 12.5, 16, 20, 25, 32 40, 60, 64, 80, 100, 125 160, 200, 250, 320, 400	10, 12.5, 16, 20, 25, 32, 40 60, 64, 80, 100, 125, 160 200, 250, 320, 400, 500
EXPOSURE TIME RANGE	0.001 - 10 seconds	0.001 - 10 seconds
mAS range	0.1 - 500 mAs	0.1 - 500 mAs



### Dealer Information

A Walsh Imaging, Inc.  
55 Cannonball Road  
Pompton Lakes, NJ 07442

Phone 1-866-429-9729  
Web [www.awalshimaging.com](http://www.awalshimaging.com)