

# Chiropractic Radiographic Systems




**QS-500 SERIES TUBESTAND**  
Quantum's QS-500 Series tubestand is ideal for all chiropractic environments. The tubestand is easily positioned using the dual soft-grip handles. Fingertip controls permit easy access to multi-function lock release switches, including longitudinal, vertical and angulation. The handgrip also includes an easy-to-read angulation display for accurate indication of tube rotation and LED indicators to verify the SID.



QS-506 Tubestand with VERTI-Q 14" x 17" Vertical Wall Stand (QW-420) and Mobile Table (QT-710)



**CHIRO-X VERTICAL WALL FRAME (QW-400)**  
The Chiro-X Vertical Wall Frame is custom designed for the chiropractic profession. This full-length frame allows for complete spinal imaging without the need for patient re-positioning, as the image receptor is easily repositioned behind the patient, using Quantum's EZ-Glide hand control.



**EZ-GLIDE HAND CONTROL**  
Quantum's exclusive EZ-Glide hand control, a standard feature on CHIRO-X and VERTI-Q, is ergonomically designed to allow operator adjustment from a comfortable standing position with minimal effort, thereby limiting the repetitive motion required for continuous receptor adjustment by the operator.

**VERTI-Q 14" X 36" VERTICAL WALL STAND (QW-421)**  
The Quantum VERTI-Q Vertical Wall Stand allows repositioning of the entire image receptor by the operator. VERTI-Q provides extensive vertical travel and features the exclusive EZ-Glide hand control.



QUANTUM HF SYSTEMS ARE ALL "CR" READY...

# Quantum Medical Imaging

Quantum...Pioneering technology from the premiere innovator in imaging...



Quantum Medical Imaging is a worldwide leader in the design and manufacture of medical radiographic equipment for hospitals and imaging centers. This technology is now available to the Chiropractic Professional. Quantum's Chiro-X systems integrate high quality materials for robust construction and advanced electronic solutions for optimal performance. Intelligent product design and rigorous manufacturing standards assure long-term system value and a safe (low dosage) operating environment for your demanding patients.

## QUANTUM'S GOLDSTAR NETWORK



Our worldwide dealer network provides factory authorized sales and service for all Quantum Medical Imaging Systems. As a member of Quantum's Gold Star Network, these dealers are recognized for their excellence in technical support and customer service.

## THE YOCHUM SIGNATURE SERIES SOFTWARE



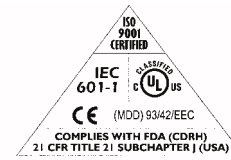
Terry R. Yochum, DC, DACBR, Fellow, ACCR, the most recognized figure in the field of chiropractic radiology, has dedicated his illustrious career to defining the way chiropractic imaging is performed. Now, Dr. Yochum has condensed his knowledge and experience in obtaining superior radiographic images into his own software - *The Yochum Signature Series Software*. This software provides over fifty exclusive radiographic views of the human body - now accessible in one unique package. Forget the time consuming guesswork and the set-up time involved in examinations. The Yochum Signature Software allows chiropractors to obtain high quality images, while reducing the time it takes to achieve them. In addition, the software includes customized geriatric and pediatric techniques geared toward these special patient groups. This exclusive software is included with EVERY Quantum Chiropractic Imaging System.

A Walsh Imaging, Inc.  
55 Cannonball Road, Pompton Lakes NJ 07442  
(P) 973.616.7100 (F) 973.616.7191 (W) www.awalshimaging.com



Innovations in Digital Chiropractic Imaging.

©2006 Quantum Medical Imaging  
p/n: QMI-CX (02/06)



## Dealer Information

A Walsh Imaging, Inc.  
55 Cannonball Road  
Pompton Lakes, NJ 07442

Phone 1-866-429-9729  
Web www.awalshimaging.com

# CHIRO-X SYSTEMS

Radiographic Systems and Digital Imaging Solutions



Innovations in Digital Chiropractic Imaging.

# Chiropractic Digital Imaging Solutions

## CR25.0L...CR (Computerized Radiography)

**KEEP YOUR EXISTING X-RAY MACHINE AND BECOME DIGITAL!!**

The Chiropractic practice that wants to make the quantum leap to digital imaging, while keeping its existing X-ray equipment, now has the choice of going "CR" (Computed Radiography). Quantum's CR25.0L\* system package is the perfect upgrade. The CR is adaptable to any X-ray equipment that the practice already has.

The CR25.0L unit is capable of three different resolution modes - Standard, High and Ultra-High resolution - for a wide range of exposures.

### Scans Up to 73 Plates Per Hour

With the CR25.0L, there is no need to handle costly CR Imaging plates. It features a closed system with a Straight Plate Feed Design. Plates do not bend or deteriorate.

### The exclusive Quantum/Agfa CR25.0L Package includes:

- CR25 Single Plate reader
- CR QS server with 17" flat panel monitor
- CR QS On-Line Image processing Software with "MUSICA" CR QS ID software
- 2 CR 35 X 43 cassette/plate sets with MD-40-IP (SR)
- 2 CR 24 X 30 cassette/plate sets with MD-40-IP (HR)
- CR QS Dicom store/send and CR QS Dicom print.



Quantum/Agfa CR25.0L, shown with optional CR User Station, which provides space for workstation, Cassette ID functionality and cassette storage.



\*The Quantum CR25.0L unit is made for Quantum Medical Imaging by Agfa Corporation. Agfa is one of the world's leading CR solution providers. The CR25.0L is the same exact product which is currently being used in thousands of medical imaging facilities worldwide.

# Chiropractic Direct Digital Imaging Systems

## CHIRO-DX...DR (Direct Radiography)

DR (Direct Radiography) is now available and affordable to the chiropractic professional. Quantum's advanced technology incorporates CCD Technology (Charged Couple Device) on the wall stand for efficient and cost effective solution. The Chiro-Dx system produces images in less than six seconds without the need for cassettes.



Chiro-DX Wall Stand

### System Specifications:

- Full Field Detector: 43 cm x 43 cm (17" x 17")
- Pixel Array: 3,096 x 3,096 (9 Mega pixels)
- Pixel Pitch: 144 microns (element pitch)
- Image Resolution: 3.4 lp/mm (NYQUIST)
- Image Preview in Less Than 6 Seconds

- ◀ Versatility: Quantum can mount the image receptor on any angle depending on your room layout. Upgrade kits are also available.
- ◀ Efficiency: Image preview in less than six seconds improves patient throughput.
- ◀ All Chiro DX systems come with image acquisition and viewing software that enables a simplified way to view and manipulate images.

Experience: Quantum has been installing DR systems for over six years. Let our team bring you into the digital imaging arena.



### TECHVISION™: A QUANTUM EXCLUSIVE

Quantum's TechVision is truly an innovation for the operator, who can now easily view and setup all technique parameters, as well as access set-up functions, right at tubeside. The operator has complete control to adjust exposure parameters, just as if they were at the generator's Operator Control Panel. This synchronized generator solution greatly streamlines the imaging process and decreases overall examination time, while allowing the operator to remain close to the patient, for increased patient care.

### TechVision Features:

- Multi-color (16 Bit; 800 X 600 Pixels; 8.4") Touch screen
- Full APR, AEC and Manual technique control

### QUEST HF SERIES™

#### ULTRA HIGH FREQUENCY TECHNOLOGY...120 kHz

The QUEST HF Series generator integrates revolutionary design with superb functionality and is designed for both digital and conventional imaging. The QUEST HF Series generator operates at a near-constant potential of up to 120 kHz - the highest in the industry which mean better image quality. It also translates into shorter exposure times; reducing the chance that patient motion might affect examinations.



### STORED ENERGY (SE) GENERATORS

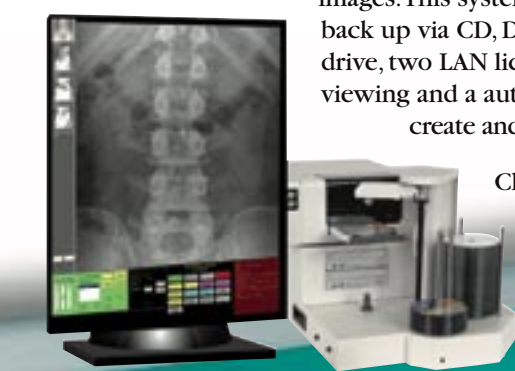
Quantum's advanced Stored Energy (SE) technology permits powerful operation using only a standard "low amperage" wall outlet or alternate power source. The SE's power cells are virtually maintenance-free and provide years of usage. These units are ideal in facilities where incoming power is limited.



### CHIRO-PACX

Once you acquire your digital image, whether from CR or DR, Quantum can provide you with the proper way to store and distribute your images.

Chiro-PacX Plus is an all inclusive PACS (Picture Archive and Communication System) and display solution. It can receive images from any DICOM modality and store up to 25,000 images. This system features a automatic back up via CD, DVD, or removable hard drive, two LAN licenses for remote viewing and a automatic method to create and label CD's.



Chiro-PacX also comes with the Yochum Digital Imaging Tool Set, which has been developed in conjunction with Dr. Terry R. Yochum.

These tools allow you to make Chiropractic measurements such as Cobb Angles, Lines from Horizontal and more.